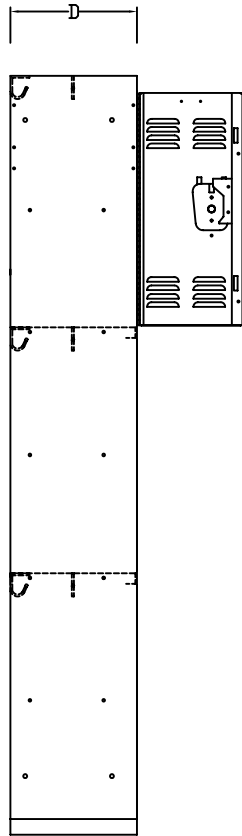

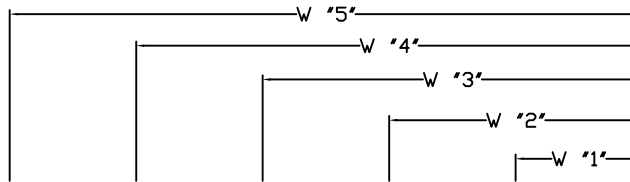


AMP-1003 "CHAMP" CORRIDOR TRIPLE TIER LOCKER (9' TO 15' WIDE) (PRODUCT No. AWC \_ \_ \_ -3)

ELEVATION / /



SIDE VIEW



FRONT VIEW

LOCKER DETAILS:

- EXTERIOR COLOR =
- INTERIOR COLOR = SAME AS EXTERIOR
- TOP =
- HANDLE = LIFT (S.S. RECESSED DRAWN)
- DOOR VENTILATION = 3" LOUVER
- SIDE VENTILATION = SOLID
- BASE =
- LOCKS =
- HINGE = FULL LENGTH, STAKED PIANO  
HINGE WELDED TO DOOR &  
RIVETED TO FRAME

CONTRACTOR NOTE  
ALL CONCRETE BASES SHOULD BE LEVEL AND TROWELED SMOOTH TO ASSURE PROPER INSTALLATION OF THE LOCKERS. ALL FLOORING MATERIAL ATTACHED TO THE FACE OF THE BASE SHOULD BE RECESSED AT LEAST 1/4' FROM THE TOP EDGE OF THE BASE. LOCKERS MUST BE ANCHORED TO WALL.

GAUGES

- DOOR = 14 GA., C.R.S.
- FRAME = 16 GA., C.R.S.
- TOP = 16 GA., C.R.S.
- BOTTOM BASE = 16 GA., C.R.S.
- SHELVES = 16 GA., C.R.S.
- SIDES = 16 GA., C.R.S.
- BACKS = 18 GA., C.R.S.

LATCHING: (WARDROBE) TWO POINT RECESSED AUTOMATIC LOCKING DEVICE WITH LIFT-TYPE PADLOCK HASP. 36" TO 20" TALL DOORS.

**ART METAL PRODUCTS**

THIS DRAWING AND THE INFORMATION ON IT IS THE CONFIDENTIAL PROPERTY OF ART METAL, INC. AND SHALL NOT BE COPIED OR DISCLOSED TO OTHERS WITHOUT WRITTEN PERMISSION. ONLY ART METAL RESERVES THE RIGHT TO ALTER ANY DESIGN. ANY UNAUTHORIZED MODIFICATIONS RELEASES ART METAL FROM ALL LIABILITIES.

TOLERANCES UNLESS SPECIFIED:  
FRACTIONS: ±1/32      DECIMALS: ±.010      DEGREES: ±1°

Customer: CUSTOMER

Customer Order Number: PO#

Description:

JOB NAME  
JOB LOCATION

Drawn By:  
DRAFTER

Checked By:

Date:

DATE

Scale:  
NONE

Acad Number: PAGE NUMBER

Sheet # Of #

Revision:

Drawing Number:

FOLDER NUMBER