
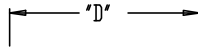
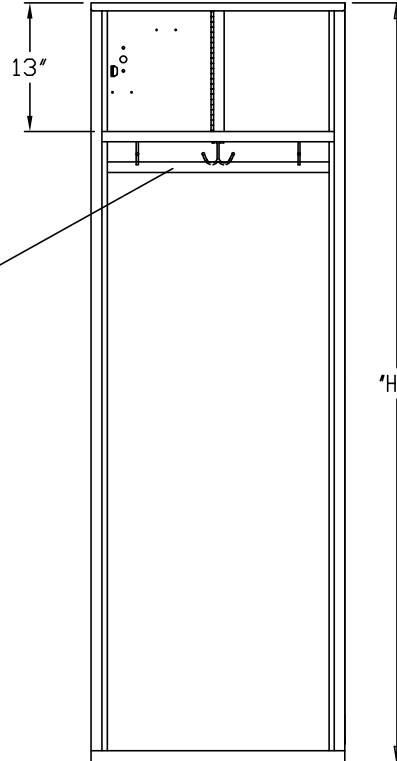
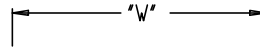


AMP " PRO-SPORT" SPORT LOCKER (PRODUCT No. PSBN- _ _ _)

ELEVATION ' / ' /



SIDE VIEW



FRONT VIEW

OPTIONAL
COAT ROD

LOCKER DETAILS :

- EXTERIOR COLOR =
- INTERIOR COLOR = SAME AS EXTERIOR
- TOP = FLAT
- BOX DOOR - PADLOCK OR BUILT-IN
- HANDLE = FRICTION CATCH FINGER PULL
- SIDE VENTILATION = 5/8" x 1-1/2" DIAMOND
- BASE =
- COAT ROD = 1" DIA. STAINLESS STEEL (OPT.)
- HINGE = CONTINUOUS FULL LENGTH PIANO
HINGE WELDED TO BOX DOOR
AND RIVETED TO FRAME

CONTRACTOR NOTE

ALL CONCRETE BASES SHOULD BE LEVEL AND TROWELED SMOOTH TO ASSURE PROPER INSTALLATION OF THE LOCKERS. ALL FLOORING MATERIAL ATTACHED TO THE FACE OF THE BASE SHOULD BE RECESSED AT LEAST 1/4" FROM THE TOP EDGE OF THE BASE. LOCKERS MUST BE ANCHORED TO WALL.

GAUGES

- DOOR = 14 GA. C.R.S.
- BASE = 16 GA., C.R.S.
- TOP = 16 GA., C.R.S.
- SHELF = 16 GA. C.R.S. (FULL DEPTH)
- SIDE PANELS = 16 GA. C.R.S. (VENTED)
- BACKS = 18 GA., C.R.S.

ART METAL PRODUCTS

THIS DRAWING AND THE INFORMATION ON IT IS THE CONFIDENTIAL PROPERTY OF ART METAL, INC. AND SHALL NOT BE COPIED OR DISCLOSED TO OTHERS WITHOUT WRITTEN PERMISSION. ONLY ART METAL RESERVES THE RIGHT TO ALTER ANY DESIGN. ANY UNAUTHORIZED MODIFICATIONS RELEASES ART METAL FROM ALL LIABILITIES.

TOLERANCES UNLESS SPECIFIED:
FRACTIONS: ±1/32 DECIMALS: ±.010 DEGREES: ±1°

Customer: CUSTOMER

Customer Order Number: PO#

Description:

JOB NAME
JOB LOCATION

Drawn By:
DRAFTER

Checked By:

Date:
DATE

Scale:
NONE

Acad Number: PAGE NUMBER

Sheet # Of # Revision:

Drawing Number:

FOLDER NUMBER